



LABCORP ALLERGY PROFILES

# Allergy Test Menu





Regional Respiratory Profiles With Pet Allergen Component Reflex. ....	3
Regional Respiratory Allergy Profiles .....	9
Food Allergy Profiles With Component Reflex Testing .....	14
Food Allergy Profiles .....	16
Children/Pediatric Allergy Profiles .....	17
Animal Allergen Profiles With Reflex Components .....	18
Insect Allergy Profiles .....	19
Hypersensitivity Pneumonitis and Mold Profiles .....	20
Individual Allergen Listing–by Allergen Group .....	21

Labcorp’s allergen profiles use ImmunoCAP™ specific IgE allergy testing, the “gold standard” for allergy blood testing.<sup>1</sup> Specific IgE test results can help support an allergy diagnosis, determine sensitization and/or help rule out allergy altogether.

Ruling out allergic sensitization may reduce worry and unnecessary medication. These tests can help with trigger avoidance, tailored education, management considerations and appropriate referrals.<sup>2</sup>

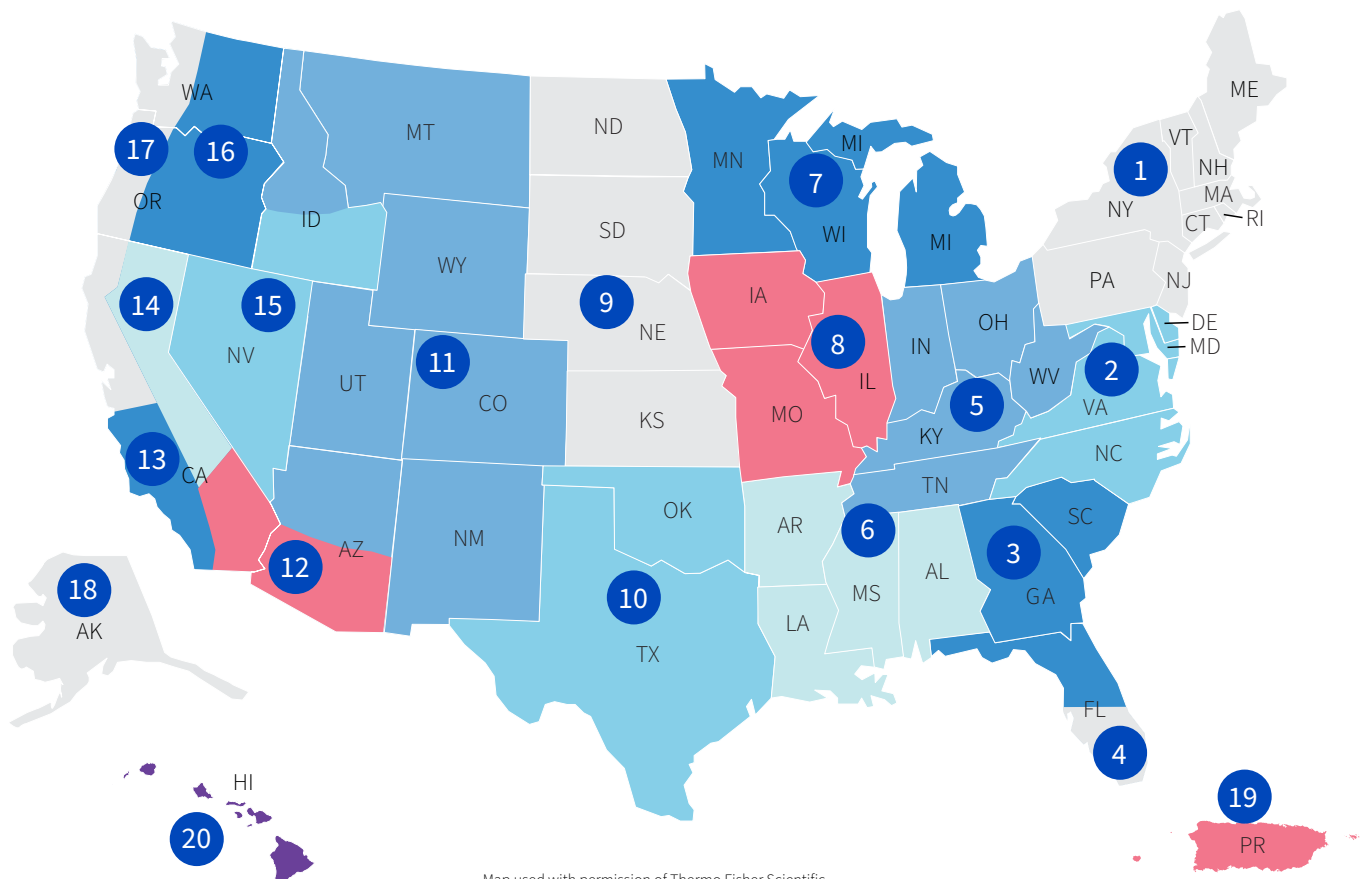
Labcorp’s policy is to provide physicians, in each instance, with the flexibility to choose appropriate tests to assure that the convenience of ordering test combinations/profiles does not prevent physicians who wish to order a test combination/profile from making deliberate informed decisions regarding which tests are medically necessary. All the tests offered in test combinations/profiles may be ordered individually using the Labcorp test request form.

# Regional Respiratory Profile With Pet Allergen Component Reflex

## Pet Allergen Component Reflex Testing—For Enhanced Management

- Labcorp's area-specific respiratory profiles with pet allergen component reflex include the most common categories of pollens (e.g., grass, trees and weeds) per region and indoor allergens including mold, dust mites, insect emanations and pet components.<sup>3</sup>
- Automatic reflex testing to cat and dog pet allergen components occurs when the whole allergen test indicates sensitization to an allergen.
- Risk for and severity of respiratory diseases increases with the number of pet allergen components to which a person is sensitized. The pet allergen reflex provides a clearer picture of a person's allergic sensitization pattern at the component level and can help enhance management strategies.<sup>4,5,6</sup>

Area	Test No.
Area 1: CT, MA, ME, NH, NJ, NY, PA, RI, VT	606995
Area 2: DC, DE, MD, NC, VA	607111
Area 3: GA, North FL, SC	607100
Area 4: FL, South of Orlando	607022
Area 5: IN, KY, OH, TN, WV	607099
Area 6: AL, AR, LA, MS	607115
Area 7: MI, MN, WI	607125
Area 8: IA, IL, MO	607020
Area 9: KS, ND, NE, SD	607105
Area 10: OK, TX	607025
Area 11: AZ mtns, CO, ID mtns, MT, NM, UT mtns, WY	607050
Area 12: Southern AZ desert area, Southern CA desert area	607055
Area 13: Southern CA coastal area	607075
Area 14: Central CA	607090
Area 15: NV, Southern ID	607095
Area 16: Central & East WA, OR	607005
Area 17: Northwest CA, WA, Western OR	606990
Area 18: AK	606980
Area 19: PR	606985
Area 20: HI	607120



Map used with permission of Thermo Fisher Scientific.

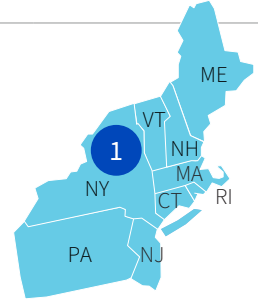
# Regional Respiratory Profile with Pet Allergen Component Reflex

Quantitative Allergen-specific IgE tests performed using the Thermo Fisher ImmunoCAP® method

## 606995 Allergen Profile With Component Reflexes—Area 1 (CT, MA, ME, NH, NJ, NY, PA, RI, VT)\*

**Specimen Requirement:** 3.5 mL serum (room temperature)

Tree	Weed	Grass	Mold	Animal/Dust
Ash, White	Mugwort	Bermuda Grass	<i>Alternaria alternata</i>	Cat Dander
Birch, Common Silver	Pigweed, Common	Timothy Grass	<i>Aspergillus fumigatus</i>	Cockroach, German
Cedar, Mountain	Ragweed, Short		<i>Cladosporium herbarum</i>	<i>D farinae</i>
Cottonwood	Sheep Sorrel		<i>Penicillium chrysogenum</i>	<i>D pteronyssinus</i>
Elm, American				Dog Dander
Maple/Box Elder				Mouse Urine
Mulberry, White				
Oak, White				
Sycamore, Maple Leaf				
Walnut				

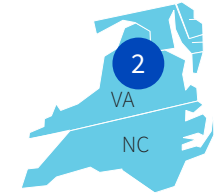


If cat IgE  $\geq 0.35$  kU/L, reflex tests Fel d 1, Fel d 2, and Fel d 4 will be added. If dog IgE  $\geq 0.35$  kU/L, reflex tests Can f 1, Can f 2, Can f 3, and Can f 5 will be added.

## 607111 Allergen Profile With Component Reflexes—Area 2 (DC, DE, MD, NC, VA)\*

**Specimen Requirement:** 3.5 mL serum (room temperature)

Tree	Weed	Grass	Mold	Animal/Dust
Birch, Common Silver	Pigweed, Common	Bermuda Grass	<i>Alternaria alternata</i>	Cat Dander
Cedar, Mountain	Ragweed, Short	Johnson Grass	<i>Aspergillus fumigatus</i>	Cockroach, German
Cottonwood	Sheep Sorrel	Timothy Grass	<i>Cladosporium herbarum</i>	<i>D farinae</i>
Elm, American			<i>Penicillium chrysogenum</i>	<i>D pteronyssinus</i>
Maple/Box Elder				Dog Dander
Mulberry, White				Mouse Urine
Oak, White				
Pecan, Hickory				

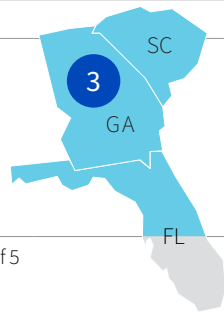


If cat IgE  $\geq 0.35$  kU/L, reflex tests Fel d 1, Fel d 2, and Fel d 4 will be added. If dog IgE  $\geq 0.35$  kU/L, reflex tests Can f 1, Can f 2, Can f 3, and Can f 5 will be added.

## 607100 Allergen Profile With Component Reflexes—Area 3 (GA, North FL, SC)\*

**Specimen Requirement:** 3.5 mL serum (room temperature)

Tree	Weed	Grass	Mold	Animal/Dust
Birch, Common Silver	Nettle	Bahia Grass	<i>Alternaria alternata</i>	Cat Dander
Cedar, Mountain	Pigweed, Common	Bermuda Grass	<i>Aspergillus fumigatus</i>	Cockroach, German
Elm, American	Ragweed, Short	Timothy Grass	<i>Cladosporium herbarum</i>	<i>D farinae</i>
Maple/Box Elder	Sheep Sorrel		<i>Penicillium chrysogenum</i>	<i>D pteronyssinus</i>
Oak, White				Dog Dander
Pecan, Hickory				Mouse Urine

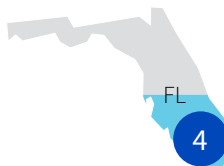


If cat IgE  $\geq 0.35$  kU/L, reflex tests Fel d 1, Fel d 2, and Fel d 4 will be added. If dog IgE  $\geq 0.35$  kU/L, reflex tests Can f 1, Can f 2, Can f 3, and Can f 5 will be added.

## 607022 Allergen Profile With Component Reflexes—Area 4 (FL, South of Orlando)\*

**Specimen Requirement:** 3.5 mL serum (room temperature)

Tree	Weed	Grass	Mold	Animal/Dust
Cedar, Mountain	Nettle	Bahia Grass	<i>Alternaria alternata</i>	Blomia tropicalis
Elm, American	Pigweed, Common	Bermuda Grass	<i>Aspergillus fumigatus</i>	Cat Dander
Maple/Box Elder	Ragweed, Short	Timothy Grass	<i>Cladosporium herbarum</i>	Cockroach, German
Oak, White	Sheep Sorrel		<i>Penicillium chrysogenum</i>	<i>D farinae</i>
Pine, White				<i>D pteronyssinus</i>
				Dog Dander
				Mouse Urine



If cat IgE  $\geq 0.35$  kU/L, reflex tests Fel d 1, Fel d 2, and Fel d 4 will be added. If dog IgE  $\geq 0.35$  kU/L, reflex tests Can f 1, Can f 2, Can f 3, and Can f 5 will be added.

\*If reflex testing is performed, additional charges/CPT code(s) may apply.

Note: All allergy component reflex panels provide clinical decision support interpretation reporting. Components ordered without reflex panels do not provide clinical decision support interpretation reporting.

**607099 Allergen Profile With Component Reflexes—Area 5 (IN, KY, OH, TN, WV)\*****Specimen Requirement:** 3.5 mL serum (room temperature)

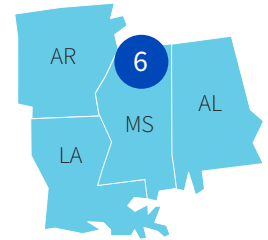
Tree	Weed	Grass	Mold	Animal/Dust
Ash, White	Pigweed, Common	Bermuda Grass	<i>Alternaria alternata</i>	Cat Dander
Birch, Common Silver	Ragweed, Short	Timothy Grass	<i>Aspergillus fumigatus</i>	Cockroach, German
Cedar, Mountain	Sheep Sorrel		<i>Cladosporium herbarum</i>	<i>D farinae</i>
Cottonwood	Thistle, Russian		<i>Penicillium chrysogenum</i>	<i>D pteronyssinus</i>
Elm, American				Dog Dander
Maple/Box Elder				Mouse Urine
Mulberry, White				
Oak, White				
Pecan, Hickory				
Sycamore, Maple Leaf				
Walnut				



If cat IgE  $\geq$ 0.35 kU/L, reflex tests Fel d 1, Fel d 2, and Fel d 4 will be added. If dog IgE  $\geq$ 0.35 kU/L, reflex tests Can f 1, Can f 2, Can f 3, and Can f 5 will be added.

**607115 Allergen Profile With Component Reflexes—Area 6 (AL, AR, LA, MS)\*****Specimen Requirement:** 3.5 mL serum (room temperature)

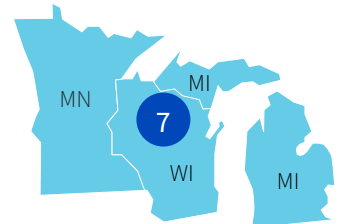
Tree	Weed	Grass	Mold	Animal/Dust
Birch, Common Silver	Pigweed, Common	Bermuda Grass	<i>Alternaria alternata</i>	Cat Dander
Cedar, Mountain	Ragweed, Short	Timothy Grass	<i>Aspergillus fumigatus</i>	Cockroach, German
Elm, American	Rough Marshelder		<i>Cladosporium herbarum</i>	<i>D farinae</i>
Maple/Box Elder			<i>Penicillium chrysogenum</i>	<i>D pteronyssinus</i>
Mulberry, White				Dog Dander
Oak, White				Mouse Urine
Pecan, Hickory				
Walnut				



If cat IgE  $\geq$ 0.35 kU/L, reflex tests Fel d 1, Fel d 2, and Fel d 4 will be added. If dog IgE  $\geq$ 0.35 kU/L, reflex tests Can f 1, Can f 2, Can f 3, and Can f 5 will be added.

**607125 Allergen Profile With Component Reflexes—Area 7 (MI, MN, WI)\*****Specimen Requirement:** 3.5 mL serum (room temperature)

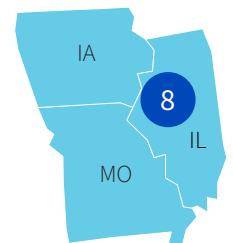
Tree	Weed	Grass	Mold	Animal/Dust
Ash, White	Nettle	Bermuda Grass	<i>Alternaria alternata</i>	Cat Dander
Birch, Common Silver	Ragweed, Short	Timothy Grass	<i>Aspergillus fumigatus</i>	Cockroach, German
Cedar, Mountain	Rough Marshelder		<i>Cladosporium herbarum</i>	<i>D farinae</i>
Cottonwood	Thistle, Russian		<i>Penicillium chrysogenum</i>	<i>D pteronyssinus</i>
Elm, American				Dog Dander
Maple/Box Elder				Mouse Urine
Mulberry, White				
Oak, White				



If cat IgE  $\geq$ 0.35 kU/L, reflex tests Fel d 1, Fel d 2, and Fel d 4 will be added. If dog IgE  $\geq$ 0.35 kU/L, reflex tests Can f 1, Can f 2, Can f 3, and Can f 5 will be added.

**607020 Allergen Profile With Component Reflexes—Area 8 (IA, IL, MO)\*****Specimen Requirement:** 3.5 mL serum (room temperature)

Tree	Weed	Grass	Mold	Animal/Dust
Ash, White	Pigweed, Common	Bermuda Grass	<i>Alternaria alternata</i>	Cat Dander
Cedar, Mountain	Ragweed, Short	Timothy Grass	<i>Aspergillus fumigatus</i>	Cockroach, German
Cottonwood	Rough Marshelder		<i>Cladosporium herbarum</i>	<i>D farinae</i>
Elm, American	Thistle, Russian		<i>Penicillium chrysogenum</i>	<i>D pteronyssinus</i>
Maple/Box Elder				Dog Dander
Mulberry, White				Mouse Urine
Oak, White				
Pecan, Hickory				
Sycamore, Maple Leaf				
Walnut				



If cat IgE  $\geq$ 0.35 kU/L, reflex tests Fel d 1, Fel d 2, and Fel d 4 will be added. If dog IgE  $\geq$ 0.35 kU/L, reflex tests Can f 1, Can f 2, Can f 3, and Can f 5 will be added.

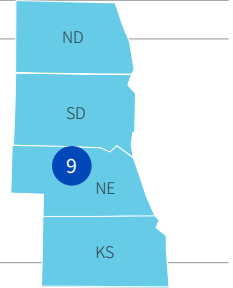
\*If reflex testing is performed, additional charges/CPT code(s) may apply.

Note: All allergy component reflex panels provide clinical decision support interpretation reporting. Components ordered without reflex panels do not provide clinical decision support interpretation reporting.

**607105 Allergen Profile With Component Reflexes—Area 9 (KS, ND, NE, SD)\***

**Specimen Requirement:** 3.5 mL serum (room temperature)

Tree	Weed	Grass	Mold	Animal/Dust
Ash, White	Nettle	Bermuda Grass	<i>Alternaria alternata</i>	Cat Dander
Cedar, Mountain	Ragweed, Short	Timothy Grass	<i>Aspergillus fumigatus</i>	Cockroach, German
Cottonwood	Sheep Sorrel		<i>Cladosporium herbarum</i>	<i>D farinae</i>
Elm, American	Thistle, Russian		<i>Penicillium chrysogenum</i>	<i>D pteronyssinus</i>
Maple/Box Elder				Dog Dander
Mulberry, White				Mouse Urine
Oak, White				

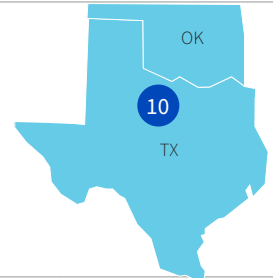


If cat IgE ≥0.35 kU/L, reflex tests Fel d 1, Fel d 2, and Fel d 4 will be added. If dog IgE ≥0.35 kU/L, reflex tests Can f 1, Can f 2, Can f 3, and Can f 5 will be added.

**607025 Allergen Profile With Component Reflexes—Area 10 (OK, TX)\***

**Specimen Requirement:** 3.5 mL serum (room temperature)

Tree	Weed	Grass	Mold	Animal/Dust
Ash, White	Nettle	Bermuda Grass	<i>Alternaria alternata</i>	Cat Dander
Birch, Common Silver	Pigweed, Common	Timothy Grass	<i>Aspergillus fumigatus</i>	Cockroach, German
Cedar, Mountain	Ragweed, Short		<i>Cladosporium herbarum</i>	<i>D farinae</i>
Cottonwood	Rough Marshelder		<i>Penicillium chrysogenum</i>	<i>D pteronyssinus</i>
Elm, American	Sheep Sorrel			Dog Dander
Maple/Box Elder				Mouse Urine
Mulberry, White				
Oak, White				
Pecan, Hickory				

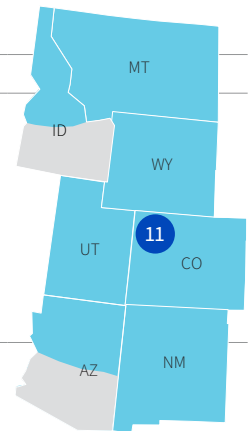


If cat IgE ≥0.35 kU/L, reflex tests Fel d 1, Fel d 2, and Fel d 4 will be added. If dog IgE ≥0.35 kU/L, reflex tests Can f 1, Can f 2, Can f 3, and Can f 5 will be added.

**607050 Allergen Profile With Component Reflexes—Area 11 (AZ mtns, CO, ID mtns, MT, NM, UT mtns, WY)\***

**Specimen Requirement:** 3.5 mL serum (room temperature)

Tree	Weed	Grass	Mold	Animal/Dust
Alder, Grey	Mugwort	Bermuda Grass	<i>Alternaria alternata</i>	Cat Dander
Cedar, Mountain	Pigweed, Common	Timothy Grass	<i>Aspergillus fumigatus</i>	Cockroach, German
Cottonwood	Ragweed, Short		<i>Cladosporium herbarum</i>	<i>D farinae</i>
Elm, American	Sheep Sorrel		<i>Penicillium chrysogenum</i>	<i>D pteronyssinus</i>
Maple/Box Elder	Thistle, Russian			Dog Dander
Mulberry, White				Mouse Urine
Oak, White				
Olive Tree				

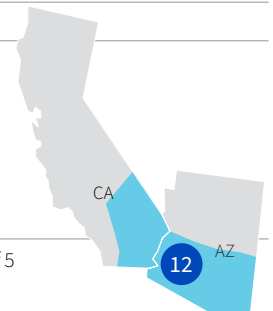


If cat IgE ≥0.35 kU/L, reflex tests Fel d 1, Fel d 2, and Fel d 4 will be added. If dog IgE ≥0.35 kU/L, reflex tests Can f 1, Can f 2, Can f 3, and Can f 5 will be added.

**607055 Allergen Profile With Component Reflexes—Area 12 (Southern AZ desert area, Southern CA desert area)\***

**Specimen Requirement:** 3.5 mL serum (room temperature)

Tree	Weed	Grass	Mold	Animal/Dust
Cedar, Mountain	Mugwort	Bermuda Grass	<i>Alternaria alternata</i>	Cat Dander
Cottonwood	Pigweed, Common	Johnson Grass	<i>Aspergillus fumigatus</i>	Cockroach, German
Elm, American	Ragweed, Short	Rye Grass, Perennial	<i>Cladosporium herbarum</i>	<i>D farinae</i>
Mimosa/Acacia	Sheep Sorrel		<i>Penicillium chrysogenum</i>	<i>D pteronyssinus</i>
Oak, White	Thistle, Russian			Dog Dander
Olive Tree				Mouse Urine



If cat IgE ≥0.35 kU/L, reflex tests Fel d 1, Fel d 2, and Fel d 4 will be added. If dog IgE ≥0.35 kU/L, reflex tests Can f 1, Can f 2, Can f 3, and Can f 5 will be added.

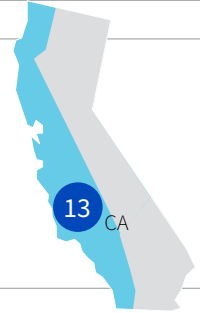
\*If reflex testing is performed, additional charges/CPT code(s) may apply.

Note: All allergy component reflex panels provide clinical decision support interpretation reporting. Components ordered without reflex panels do not provide clinical decision support interpretation reporting.

**607075 Allergen Profile With Component Reflexes—Area 13 (Southern CA coastal area)\***

**Specimen Requirement:** 3.5 mL serum (room temperature)

Tree	Weed	Grass	Mold	Animal/Dust
Alder, Grey	Mugwort	Bermuda Grass	<i>Alternaria alternata</i>	Cat Dander
Cedar, Mountain	Pigweed, Common	Johnson Grass	<i>Aspergillus fumigatus</i>	Cockroach, German
Cottonwood	Ragweed, Short	Timothy Grass	<i>Cladosporium herbarum</i>	<i>D farinae</i>
Elm, American	Thistle, Russian		<i>Penicillium chrysogenum</i>	<i>D pteronyssinus</i>
Mulberry, White				Dog Dander
Oak, White				Mouse Urine
Olive Tree				
Walnut				

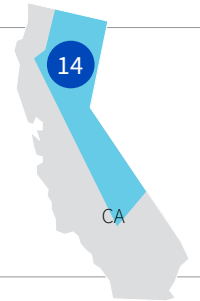


If cat IgE ≥0.35 kU/L, reflex tests Fel d 1, Fel d 2, and Fel d 4 will be added. If dog IgE ≥0.35 kU/L, reflex tests Can f 1, Can f 2, Can f 3, and Can f 5 will be added.

**607090 Allergen Profile With Component Reflexes—Area 14 (Central CA)\***

**Specimen Requirement:** 3.5 mL serum (room temperature)

Tree	Weed	Grass	Mold	Animal/Dust
Alder, Grey	Mugwort	Bermuda Grass	<i>Alternaria alternata</i>	Cat Dander
Birch, Common Silver	Pigweed, Common	Timothy Grass	<i>Aspergillus fumigatus</i>	Cockroach, German
Cedar, Mountain	Ragweed, Short		<i>Cladosporium herbarum</i>	<i>D farinae</i>
Elm, American	Thistle, Russian		<i>Penicillium chrysogenum</i>	<i>D pteronyssinus</i>
Mulberry, White				Dog Dander
Oak, White				Mouse Urine
Olive Tree				
Sycamore, Maple Leaf				

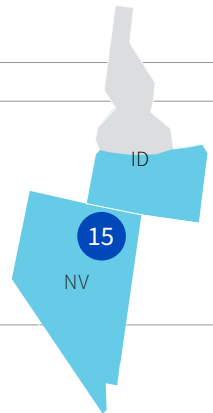


If cat IgE ≥0.35 kU/L, reflex tests Fel d 1, Fel d 2, and Fel d 4 will be added. If dog IgE ≥0.35 kU/L, reflex tests Can f 1, Can f 2, Can f 3, and Can f 5 will be added.

**607095 Allergen Profile With Component Reflexes—Area 15 (NV, Southern ID)\***

**Specimen Requirement:** 3.5 mL serum (room temperature)

Tree	Weed	Grass	Mold	Animal/Dust
Cedar, Mountain	Mugwort	Bermuda Grass	<i>Alternaria alternata</i>	Cat Dander
Cottonwood	Pigweed, Common	Timothy Grass	<i>Aspergillus fumigatus</i>	Cockroach, German
Elm, American	Ragweed, Short		<i>Cladosporium herbarum</i>	<i>D farinae</i>
Maple/Box Elder	Thistle, Russian		<i>Penicillium chrysogenum</i>	<i>D pteronyssinus</i>
Mulberry, White				Dog Dander
Oak, White				Mouse Urine
Olive Tree				

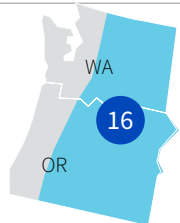


If cat IgE ≥0.35 kU/L, reflex tests Fel d 1, Fel d 2, and Fel d 4 will be added. If dog IgE ≥0.35 kU/L, reflex tests Can f 1, Can f 2, Can f 3, and Can f 5 will be added.

**607005 Allergen Profile With Component Reflexes—Area 16 (Central & East WA, OR)\***

**Specimen Requirement:** 3.5 mL serum (room temperature)

Tree	Weed	Grass	Mold	Animal/Dust
Alder, Grey	Mugwort	Timothy Grass	<i>Alternaria alternata</i>	Cat Dander
Birch, Common Silver	Pigweed, Common		<i>Aspergillus fumigatus</i>	Cockroach, German
Cedar, Mountain	Sheep Sorrel		<i>Cladosporium herbarum</i>	<i>D farinae</i>
Cottonwood	Thistle, Russian		<i>Penicillium chrysogenum</i>	<i>D pteronyssinus</i>
Elm, American				Dog Dander
Maple/Box Elder				Mouse Urine
Oak, White				



If cat IgE ≥0.35 kU/L, reflex tests Fel d 1, Fel d 2, and Fel d 4 will be added. If dog IgE ≥0.35 kU/L, reflex tests Can f 1, Can f 2, Can f 3, and Can f 5 will be added.

\*If reflex testing is performed, additional charges/CPT code(s) may apply.

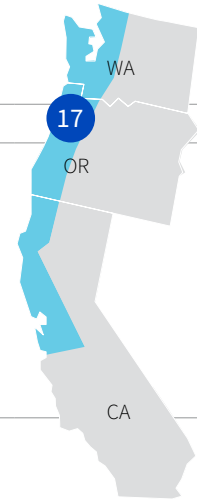
Note: All allergy component reflex panels provide clinical decision support interpretation reporting. Components ordered without reflex panels do not provide clinical decision support interpretation reporting.

**606990 Allergen Profile With Component Reflexes—Area 17 (Northwest CA, WA, Western OR)\***

**Specimen Requirement:** 3.5 mL serum (room temperature)

Tree	Weed	Grass	Mold	Animal/Dust
Alder, Grey Ash, White Birch, Common Silver Cedar, Mountain Cottonwood Elm, American Maple/Box Elder Oak, White Walnut	Nettle Pigweed, Common Ragweed, Short Sheep Sorrel	Timothy Grass	<i>Alternaria alternata</i> <i>Aspergillus fumigatus</i> <i>Cladosporium herbarum</i> <i>Penicillium chrysogenum</i>	Cat Dander Cockroach, German <i>D farinae</i> <i>D pteronyssinus</i> Dog Dander Mouse Urine

If cat IgE ≥0.35 kU/L, reflex tests Fel d 1, Fel d 2, and Fel d 4 will be added. If dog IgE ≥0.35 kU/L, reflex tests Can f 1, Can f 2, Can f 3, and Can f 5 will be added.



**606980 Allergen Profile With Component Reflexes—Area 18 (AK)\***

**Specimen Requirement:** 3.5 mL serum (room temperature)

Tree	Weed	Grass	Mold	Animal/Dust
Alder, Grey Birch, Common Silver Cottonwood	Mugwort Sheep Sorrel	Timothy Grass	<i>Alternaria alternata</i> <i>Aspergillus fumigatus</i> <i>Cladosporium herbarum</i> <i>Penicillium chrysogenum</i>	Cat Dander Cockroach, German <i>D farinae</i> <i>D pteronyssinus</i> Dog Dander Mouse Urine

If cat IgE ≥0.35 kU/L, reflex tests Fel d 1, Fel d 2, and Fel d 4 will be added. If dog IgE ≥0.35 kU/L, reflex tests Can f 1, Can f 2, Can f 3, and Can f 5 will be added.



**606985 Allergen Profile With Component Reflexes—Area 19 (PR)\***

**Specimen Requirement:** 3.5 mL serum (room temperature)

Tree	Weed	Grass	Mold	Animal/Dust
Elm, American Eucalyptus Oak, White Pine, White	Pigweed, Common Sheep Sorrel Wall pellitory	Bermuda Grass Johnson Grass Red Top, Bentgrass	<i>Alternaria alternata</i> <i>Aspergillus fumigatus</i> <i>Aureobasidium pullulans</i> <i>Cladosporium herbarum</i> <i>Penicillium chrysogenum</i>	Blomia tropicalis Cat Dander Cockroach, German <i>D farinae</i> <i>D pteronyssinus</i> Dog Dander Mouse Urine

If cat IgE ≥0.35 kU/L, reflex tests Fel d 1, Fel d 2, and Fel d 4 will be added. If dog IgE ≥0.35 kU/L, reflex tests Can f 1, Can f 2, Can f 3, and Can f 5 will be added.

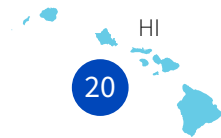


**607120 Allergen Profile With Component Reflexes—Area 20 (HI)\***

**Specimen Requirement:** 3.5 mL serum (room temperature)

Tree	Weed	Grass	Mold	Animal/Dust
Bayberry/Sweet Gale Eucalyptus Tree Mesquite Tree Mulberry, White Palm, Queen Pine, White	Cocklebur Ragweed, Short Plantain, English Pigweed, Common Wormwood	Bahia Grass Bermuda Grass Rye Grass, Perennial	<i>Alternaria alternata</i> <i>Aspergillus fumigatus</i> <i>Cladosporium herbarum</i> <i>Mucor racemosus</i> <i>Penicillium chrysogenum</i>	Cat Dander Cockroach, German <i>D farinae</i> <i>D pteronyssinus</i> Dog Dander Mouse Epithelium Mouse Urine

If cat IgE ≥0.35 kU/L, reflex tests Fel d 1, Fel d 2, and Fel d 4 will be added. If dog IgE ≥0.35 kU/L, reflex tests Can f 1, Can f 2, Can f 3, and Can f 5 will be added.



\*If reflex testing is performed, additional charges/CPT code(s) may apply.

Note: All allergy component reflex panels provide clinical decision support interpretation reporting. Components ordered without reflex panels do not provide clinical decision support interpretation reporting.



# Regional Respiratory Allergy Profiles

**Quantitative Allergen-specific IgE tests performed using the Thermo Fisher ImmunoCAP® method**

The regional respiratory allergy profiles do not include Pet Allergen Component Reflex Testing. See pages 3–10 for a complete listing of regional respiratory profiles with pet allergen component reflex.

Area	Test No.	Area	Test No.
Area 1: CT, MA, ME, NH, NJ, NY, PA, RI, VT	602627	Area 11: AZ mtns, CO, ID mtns, MT, NM, UT mtns, WY	602641
Area 2: DC, DE, MD, NC, VA	602628	Area 12: Southern AZ desert area, Southern CA desert area	603719
Area 3: GA, North FL, SC	602629	Area 13: Southern CA coastal area	602643
Area 4: FL, South of Orlando	606599	Area 14: Central CA	602644
Area 5: IN, KY, OH, TN, WV	602632	Area 15: NV, Southern ID	602638
Area 6: AL, AR, LA, MS	602633	Area 16: Central & East WA, OR	602645
Area 7: MI, MN, WI	602634	Area 17: Northwest CA, WA, Western OR	602985
Area 8: IA, IL, MO	602635	Area 18: AK	602986
Area 9: KS, ND, NE, SD	602639	Area 19: PR	606600
Area 10: OK, TX	602640	Area 20: HI	606601

## 602627 Allergen Profile With Total IgE, Respiratory — Area 1 (CT, MA, ME, NH, NJ, NY, PA, RI, VT)

**Specimen Requirement:** 3.5 mL serum (room temperature)


Tree	Weed	Grass	Mold	Animal/Dust
Ash, White Birch, Common Silver Cedar, Mountain Cottonwood Elm, American Maple/Box Elder Mulberry, White Oak, White Sycamore, Maple Leaf Walnut	Mugwort Pigweed, Common Ragweed, Short Sheep Sorrel	Bermuda Grass Timothy Grass	<i>Alternaria alternata</i> <i>Aspergillus fumigatus</i> <i>Cladosporium herbarum</i> <i>Penicillium chrysogenum</i>	Cat Dander Cockroach, German <i>D farinae</i> <i>D pteronyssinus</i> Dog Dander Mouse Urine



## 602628 Allergen Profile With Total IgE, Respiratory — Area 2 (DC, DE, MD, NC, VA)

**Specimen Requirement:** 3.5 mL serum (room temperature)

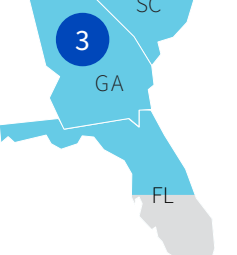
Tree	Weed	Grass	Mold	Animal/Dust
Birch, Common Silver Cedar, Mountain Cottonwood Elm, American Maple/Box Elder Mulberry, White Oak, White Pecan, Hickory	Pigweed, Common Ragweed, Short Sheep Sorrel	Bermuda Grass Johnson Grass Timothy Grass	<i>Alternaria alternata</i> <i>Aspergillus fumigatus</i> <i>Cladosporium herbarum</i> <i>Penicillium chrysogenum</i>	Cat Dander Cockroach, German <i>D farinae</i> <i>D pteronyssinus</i> Dog Dander Mouse Urine



## 602629 Allergen Profile With Total IgE, Respiratory — Area 3 (GA, North FL, SC)

**Specimen Requirement:** 3.5 mL serum (room temperature)

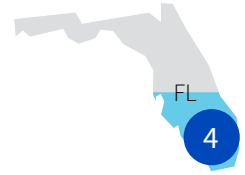
Tree	Weed	Grass	Mold	Animal/Dust
Birch, Common Silver Cedar, Mountain Elm, American Maple/Box Elder Oak, White Pecan, Hickory	Nettle Pigweed, Common Ragweed, Short Sheep Sorrel	Bahia Grass Bermuda Grass Timothy Grass	<i>Alternaria alternata</i> <i>Aspergillus fumigatus</i> <i>Cladosporium herbarum</i> <i>Penicillium chrysogenum</i>	Cat Dander Cockroach, German <i>D farinae</i> <i>D pteronyssinus</i> Dog Dander Mouse Urine



**606599 Allergen Profile With Total IgE, Respiratory—Area 4 (FL, South of Orlando)**

**Specimen Requirement:** 3.5 mL serum (room temperature)

Tree	Weed	Grass	Mold	Animal/Dust
Cedar, Mountain Elm, American Maple/Box Elder Oak, White Pine, White	Nettle Pigweed, Common Ragweed, Short Sheep Sorrel	Bahia Grass Bermuda Grass Timothy Grass	<i>Alternaria alternata</i> <i>Aspergillus fumigatus</i> <i>Cladosporium herbarum</i> <i>Penicillium chrysogenum</i>	Blomia tropicalis Cat Dander Cockroach, German <i>D farinae</i> <i>D pteronyssinus</i> Dog Dander Mouse Urine



**602632 Allergen Profile With Total IgE, Respiratory—Area 5 (IN, KY, OH, TN, WV)**

**Specimen Requirement:** 3.5 mL serum (room temperature)

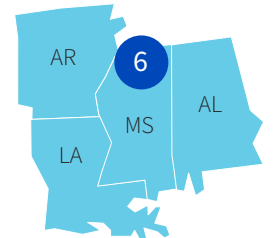
Tree	Weed	Grass	Mold	Animal/Dust
Ash, White Birch, Common Silver Cedar, Mountain Cottonwood Elm, American Maple/Box Elder Mulberry, White Oak, White Pecan, Hickory Sycamore, Maple Leaf Walnut	Pigweed, Common Ragweed, Short Sheep Sorrel Thistle, Russian	Bermuda Grass Timothy Grass	<i>Alternaria alternata</i> <i>Aspergillus fumigatus</i> <i>Cladosporium herbarum</i> <i>Penicillium chrysogenum</i>	Cat Dander Cockroach, German <i>D farinae</i> <i>D pteronyssinus</i> Dog Dander Mouse Urine



**602633 Allergen Profile With Total IgE, Respiratory—Area 6 (AL, AR, LA, MS)**

**Specimen Requirement:** 3.5 mL serum (room temperature)

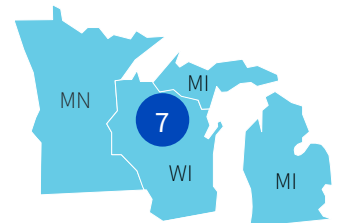
Tree	Weed	Grass	Mold	Animal/Dust
Birch, Common Silver Cedar, Mountain Elm, American Maple/Box Elder Mulberry, White Oak, White Pecan, Hickory Walnut	Pigweed, Common Ragweed, Short Rough Marshelder	Bermuda Grass Timothy Grass	<i>Alternaria alternata</i> <i>Aspergillus fumigatus</i> <i>Cladosporium herbarum</i> <i>Penicillium chrysogenum</i>	Cat Dander Cockroach, German <i>D farinae</i> <i>D pteronyssinus</i> Dog Dander Mouse Urine



**602634 Allergen Profile With Total IgE, Respiratory—Area 7 (MI, MN, WI)**

**Specimen Requirement:** 3.5 mL serum (room temperature)

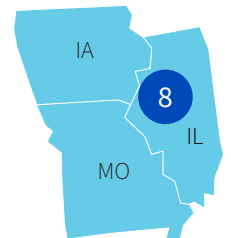
Tree	Weed	Grass	Mold	Animal/Dust
Ash, White Birch, Common Silver Cedar, Mountain Cottonwood Elm, American Maple/Box Elder Mulberry, White Oak, White	Nettle Ragweed, Short Rough Marshelder Thistle, Russian	Bermuda Grass Timothy Grass	<i>Alternaria alternata</i> <i>Aspergillus fumigatus</i> <i>Cladosporium herbarum</i> <i>Penicillium chrysogenum</i>	Cat Dander Cockroach, German <i>D farinae</i> <i>D pteronyssinus</i> Dog Dander Mouse Urine



**602635 Allergen Profile With Total IgE, Respiratory—Area 8 (IA, IL, MO)**

**Specimen Requirement:** 3.5 mL serum (room temperature)

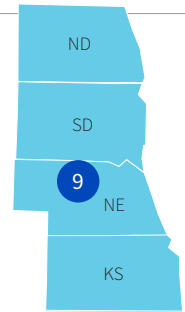
Tree	Weed	Grass	Mold	Animal/Dust
Ash, White Cedar, Mountain Cottonwood Elm, American Maple/Box Elder Mulberry, White Oak, White Pecan, Hickory Sycamore, Maple Leaf Walnut	Pigweed, Common Ragweed, Short Rough Marshelder Thistle, Russian	Bermuda Grass Timothy Grass	<i>Alternaria alternata</i> <i>Aspergillus fumigatus</i> <i>Cladosporium herbarum</i> <i>Penicillium chrysogenum</i>	Cat Dander Cockroach, German <i>D farinae</i> <i>D pteronyssinus</i> Dog Dander Mouse Urine



**602639 Allergen Profile With Total IgE, Respiratory—Area 9 (KS, ND, NE, SD)**

**Specimen Requirement:** 3.5 mL serum (room temperature)

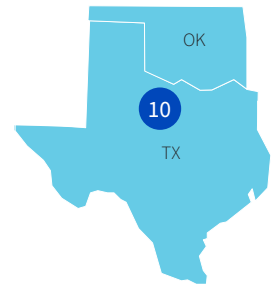
Tree	Weed	Grass	Mold	Animal/Dust
Ash, White Cedar, Mountain Cottonwood Elm, American Maple/Box Elder Mulberry, White Oak, White	Nettle Ragweed, Short Sheep Sorrel Thistle, Russian	Bermuda Grass Timothy Grass	<i>Alternaria alternata</i> <i>Aspergillus fumigatus</i> <i>Cladosporium herbarum</i> <i>Penicillium chrysogenum</i>	Cat Dander Cockroach, German <i>D. farinae</i> <i>D. pteronyssinus</i> Dog Dander Mouse Urine



**602640 Allergen Profile With Total IgE, Respiratory—Area 10 (OK, TX)**

**Specimen Requirement:** 3.5 mL serum (room temperature)

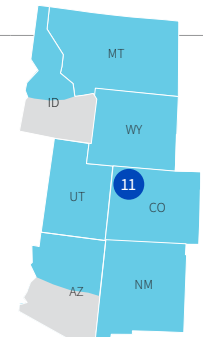
Tree	Weed	Grass	Mold	Animal/Dust
Ash, White Birch, Common Silver Cedar, Mountain Cottonwood Elm, American Maple/Box Elder Mulberry, White Oak, White Pecan, Hickory	Nettle Pigweed, Common Ragweed, Short Rough Marshelder Sheep Sorrel	Bermuda Grass Timothy Grass	<i>Alternaria alternata</i> <i>Aspergillus fumigatus</i> <i>Cladosporium herbarum</i> <i>Penicillium chrysogenum</i>	Cat Dander Cockroach, German <i>D. farinae</i> <i>D. pteronyssinus</i> Dog Dander Mouse Urine



**602641 Allergen Profile With Total IgE, Respiratory—Area 11 (AZ mtns, CO, ID mtns, MT, NM, UT mtns, WY)**

**Specimen Requirement:** 3.5 mL serum (room temperature)

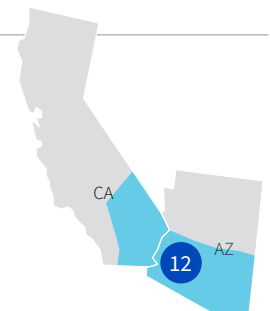
Tree	Weed	Grass	Mold	Animal/Dust
Alder, Grey Cedar, Mountain Cottonwood Elm, American Maple/Box Elder Mulberry, White Oak, White Olive Tree	Mugwort Pigweed, Common Ragweed, Short Sheep Sorrel Thistle, Russian	Bermuda Grass Timothy Grass	<i>Alternaria alternata</i> <i>Aspergillus fumigatus</i> <i>Cladosporium herbarum</i> <i>Penicillium chrysogenum</i>	Cat Dander Cockroach, German <i>D. farinae</i> <i>D. pteronyssinus</i> Dog Dander Mouse Urine



**603719 Allergen Profile With Total IgE, Respiratory—Area 12 (Southern AZ desert area, Southern CA desert area)**

**Specimen Requirement:** 3.5 mL serum (room temperature)

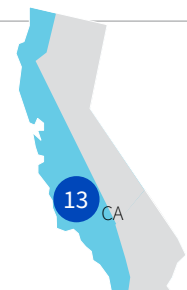
Tree	Weed	Grass	Mold	Animal/Dust
Cedar, Mountain Cottonwood Elm, American Mimosa/Acacia Oak, White Olive Tree	Mugwort Pigweed, Common Ragweed, Short Sheep Sorrel Thistle, Russian	Bermuda Grass Johnson Grass Rye Grass, Perennial	<i>Alternaria alternata</i> <i>Aspergillus fumigatus</i> <i>Cladosporium herbarum</i> <i>Penicillium chrysogenum</i>	Cat Dander Cockroach, German <i>D. farinae</i> <i>D. pteronyssinus</i> Dog Dander Mouse Urine



**602643 Allergen Profile With Total IgE, Respiratory—Area 13 (Southern CA coastal area)**

**Specimen Requirement:** 3.5 mL serum (room temperature)

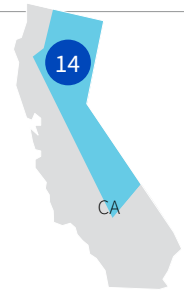
Tree	Weed	Grass	Mold	Animal/Dust
Alder, Grey Cedar, Mountain Cottonwood Elm, American Mulberry, White Oak, White Olive Tree Walnut	Mugwort Pigweed, Common Ragweed, Short Thistle, Russian	Bermuda Grass Johnson Grass Timothy Grass	<i>Alternaria alternata</i> <i>Aspergillus fumigatus</i> <i>Cladosporium herbarum</i> <i>Penicillium chrysogenum</i>	Cat Dander Cockroach, German <i>D. farinae</i> <i>D. pteronyssinus</i> Dog Dander Mouse Urine



**602644 Allergen Profile With Total IgE, Respiratory—Area 14 (Central CA)**

**Specimen Requirement:** 3.5 mL serum (room temperature)

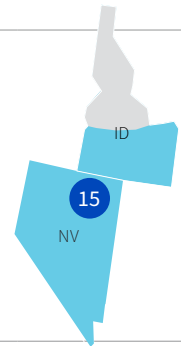
Tree	Weed	Grass	Mold	Animal/Dust
Alder, Grey Birch, Common Silver Cedar, Mountain Elm, American Mulberry, White Oak, White Olive Tree Sycamore, Maple Leaf	Mugwort Pigweed, Common Ragweed, Short Thistle, Russian	Bermuda Grass Timothy Grass	<i>Alternaria alternata</i> <i>Aspergillus fumigatus</i> <i>Cladosporium herbarum</i> <i>Penicillium chrysogenum</i>	Cat Dander Cockroach, German <i>D farinae</i> <i>D pteronyssinus</i> Dog Dander Mouse Urine



**602638 Allergen Profile With Total IgE, Respiratory—Area 15 (NV, Southern ID)**

**Specimen Requirement:** 3.5 mL serum (room temperature)

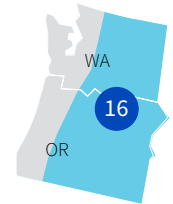
Tree	Weed	Grass	Mold	Animal/Dust
Cedar, Mountain Cottonwood Elm, American Maple/Box Elder Mulberry, White Oak, White Olive Tree	Mugwort Pigweed, Common Ragweed, Short Thistle, Russian	Bermuda Grass Timothy Grass	<i>Alternaria alternata</i> <i>Aspergillus fumigatus</i> <i>Cladosporium herbarum</i> <i>Penicillium chrysogenum</i>	Cat Dander Cockroach, German <i>D farinae</i> <i>D pteronyssinus</i> Dog Dander Mouse Urine



**602645 Allergen Profile With Total IgE, Respiratory—Area 16 (Central & East WA, OR)**

**Specimen Requirement:** 3.5 mL serum (room temperature)

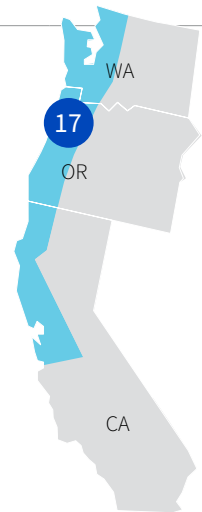
Tree	Weed	Grass	Mold	Animal/Dust
Alder, Grey Birch, Common Silver Cedar, Mountain Cottonwood Elm, American Maple/Box Elder Oak, White	Mugwort Pigweed, Common Sheep Sorrel Thistle, Russian	Timothy Grass	<i>Alternaria alternata</i> <i>Aspergillus fumigatus</i> <i>Cladosporium herbarum</i> <i>Penicillium chrysogenum</i>	Cat Dander Cockroach, German <i>D farinae</i> <i>D pteronyssinus</i> Dog Dander Mouse Urine



**602985 Allergen Profile With Total IgE, Respiratory—Area 17 (Northwest CA, WA, Western OR)**

**Specimen Requirement:** 3.5 mL serum (room temperature)

Tree	Weed	Grass	Mold	Animal/Dust
Alder, Grey Ash, White Birch, Common Silver Cedar, Mountain Cottonwood Elm, American Maple/Box Elder Oak, White Walnut	Nettle Pigweed, Common Ragweed, Short Sheep Sorrel	Timothy Grass	<i>Alternaria alternata</i> <i>Aspergillus fumigatus</i> <i>Cladosporium herbarum</i> <i>Penicillium chrysogenum</i>	Cat Dander Cockroach, German <i>D farinae</i> <i>D pteronyssinus</i> Dog Dander Mouse Urine



**602986 Allergen Profile With Total IgE, Respiratory—Area 18 (AK)**

**Specimen Requirement:** 3.5 mL serum (room temperature)

Tree	Weed	Grass	Mold	Animal/Dust
Alder, Grey Birch, Common Silver Cottonwood	Mugwort Sheep Sorrel	Timothy Grass	<i>Alternaria alternata</i> <i>Aspergillus fumigatus</i> <i>Cladosporium herbarum</i> <i>Penicillium chrysogenum</i>	Cat Dander Cockroach, German <i>D farinae</i> <i>D pteronyssinus</i> Dog Dander Mouse Urine



**606600 Allergen Profile With Total IgE, Respiratory—Area 19 (PR)**

**Specimen Requirement:** 3.5 mL serum (room temperature)

Tree	Weed	Grass	Mold	Animal/Dust
Elm, American Eucalyptus Oak, White Pine, White	Pigweed, Common Sheep Sorrel Wall pellitory	Bermuda Grass Johnson Grass Red Top, Bentgrass	<i>Alternaria alternata</i> <i>Aspergillus fumigatus</i> <i>Aureobasidium pullulans</i> <i>Cladosporium herbarum</i> <i>Penicillium chrysogenum</i>	<i>Blomia tropicalis</i> Cat Dander Cockroach, German <i>D farinae</i> <i>D pteronyssinus</i> Dog Dander Mouse Urine



**606601 Allergen Profile With Total IgE, Respiratory—Area 20 (HI)**

**Specimen Requirement:** 3.5 mL serum (room temperature)

Tree	Weed	Grass	Mold	Animal/Dust
Bayberry/Sweet Gale Eucalyptus Tree Mesquite Tree Mulberry, White Palm, Queen Pine, White	Cocklebur Ragweed, Short Plantain, English Pigweed, Common Wormwood	Bahia Grass Bermuda Grass Rye Grass, Perennial	<i>Alternaria alternata</i> <i>Aspergillus fumigatus</i> <i>Cladosporium herbarum</i> <i>Mucor racemosus</i> <i>Penicillium chrysogenum</i>	Cat Dander Cockroach, German <i>D farinae</i> <i>D pteronyssinus</i> Dog Dander Mouse Epithelium Mouse Urine



# Food Allergy Profiles with Component Reflex Testing

**Quantitative Allergen-specific IgE tests performed using the Thermo Fisher ImmunoCAP® method**



## Food Allergen Profiles:

Labcorp's food allergen profiles include the top nine food groups that cause the majority of reactions:

- Egg
- Peanut
- Soy
- Fish
- Sesame
- Tree Nuts
- Milk
- Shellfish
- Wheat

## Automatic Reflex:

- When the whole allergen test is positive, it will automatically reflex test milk, egg, peanut and/or tree nut components. This helps to identify a person's risk for a systemic reaction versus a milder or more localized response and allow for a comprehensive management plan.<sup>7</sup>

## Food Component Profiles:

### 604783 Allergen Profile, Food IgE II With Component Reflexes\*

**Specimen Requirement:** 4 mL serum (room temperature)

Almond	Codfish	Macadamia Nut	Pistachio	Soybean
Brazil Nut	Corn	Milk	Scallop	Walnut
Cashew Nut	Egg White	Peanut (Whole)	Sesame Seed	Wheat
Clam	Hazelnut (Filbert)	Pecan Nut	Shrimp	

If milk IgE  $\geq$  0.35 kU/L, reflex tests  $\alpha$ -lactalbumin,  $\beta$ -lactoglobulin, and casein will be added. If egg white IgE  $\geq$  0.35 kU/L, reflex tests ovalbumin and ovomucoid will be added. If IgE to Brazil nut, cashew nut, hazelnut (filbert), peanut (whole), and/or walnut is 0.10 kU/L, reflex testing will be completed as follows: Brazil nut: Ber e 1 / cashew nut: Ana o 3 / hazelnut (filbert): Cor a 1, Cor a 8, Cor a 9, and Cor a 14 / peanut (whole): Ara h 1, Ara h 2, Ara h 3, Ara h 6, Ara h 8, and Ara h 9 / walnut: Jug r 1 and Jug r 3

### 603857 Allergen Profile, Food-basic IgE With Component Reflexes\*

**Specimen Requirement:** 2 mL serum (room temperature)

Codfish	Milk	Peanut (Whole)	Soybean	Wheat
Egg White				

If milk IgE  $\geq$  0.35 kU/L, reflex tests  $\alpha$ -lactalbumin,  $\beta$ -lactoglobulin, and casein will be added. If egg white IgE  $\geq$  0.35 kU/L, reflex tests ovalbumin and ovomucoid will be added. If peanut (whole) IgE is  $\geq$  0.10 kU/L, reflex tests Ara h 1, Ara h 2, Ara h 3, Ara h 6, Ara h 8, and Ara h 9 will be added.

## Egg Component Profiles:

### 603940 Allergen Profile, Egg White IgE With Component Reflexes\*

**Specimen Requirement:** 1 mL serum (room temperature)

Egg White

If egg white IgE is  $\geq$  0.35 kU/L, then reflex testing is completed for ovalbumin IgE and ovomucoid IgE.

### 603833 Allergen Profile, Egg Component IgE

**Specimen Requirement:** 1 mL serum (room temperature)

Ovalbumin	Ovomucoid
-----------	-----------

\*If reflex testing is performed, additional charges/CPT code(s) may apply.

Note: All allergy component reflex panels provide clinical decision support interpretation reporting. Components ordered without reflex panels do not provide clinical decision support interpretation reporting.

## Milk Component Profiles:

### 603849 Allergen Profile, Milk Component IgE

**Specimen Requirement:** 1 mL serum (room temperature)

$\alpha$ -lactalbumin                       $\beta$ -lactoglobulin                      Casein

### 603927 Allergen Profile, Milk IgE With Component Reflexes\*

**Specimen Requirement:** 1 mL serum (room temperature)

Milk

If milk IgE is  $\geq 0.35$  kU/L, then reflex testing is completed for  $\alpha$ -lactalbumin,  $\beta$ -lactoglobulin, and Casein IgE.

## Nut Component Profiles:

### 604764 Allergen Profile, Nut, IgE With Component Reflexes\*

**Specimen Requirement:** 3 mL serum (room temperature)

Almond                      Cashew Nut                      Macadamia Nut                      Pecan Nut                      Walnut  
Brazil Nut                      Hazelnut (Filbert)                      Peanut (Whole)                      Pistachio

If IgE to Brazil nut, cashew nut, hazelnut (filbert), peanut (whole), and/or walnut is  $\geq 0.10$  kU/L, reflex testing will be completed as follows: Brazil nut: Ber e 1 / cashew nut: Ana o 3 / hazelnut (filbert): Cor a 1, Cor a 8, Cor a 9, and Cor a 14 / peanut (whole): Ara h 1, Ara h 2, Ara h 3, Ara h 6, Ara h 8, and Ara h 9 / walnut: Jug r 1 and Jug r 3

### 603972 Allergen Profile, Brazil Nut, IgE With Component Reflexes\*

**Specimen Requirement:** 1 mL serum (room temperature)

Brazil Nut

If Brazil nut IgE is  $\geq 0.10$  kU/L, then reflex testing is completed for Ber e 1.

### 604159 Allergen Profile, Cashew Nut, IgE With Component Reflex\*

**Specimen Requirement:** 1 mL serum (room temperature)

Cashew Nut

If cashew nut IgE is  $\geq 0.10$  kU/L, then reflex testing is completed for Ana o 3.

### 604734 Allergen Profile, Hazelnut, IgE With Component Reflexes\*

**Specimen Requirement:** 1 mL serum (room temperature)

Hazelnut (Filbert)

If hazelnut (filbert) IgE is  $\geq 0.10$  kU/L, then reflex testing is completed for Cor a 1, Cor a 8, Cor a 9, and Cor a 14.

### 605971 Peanut Component Allergy Profile

**Specimen Requirement:** 1 mL serum (room temperature)

Ara h 1                      Ara h 3                      Ara h 6                      Ara h 8                      Ara h 9  
Ara h 2

### 603916 Allergen Profile, Peanut (Whole) IgE With Component Reflexes\*

**Specimen Requirement:** 1 mL serum (room temperature)

Peanut (Whole)

If peanut (whole) IgE is  $\geq 0.10$  kU/L, then reflex testing is completed for Ara h 1, Ara h 2, Ara h 3, Ara h 6, Ara h 8, and Ara h 9.

### 604600 Allergen Profile, Walnut, IgE With Component Reflexes\*

**Specimen Requirement:** 0.6 mL serum (room temperature)

Walnut

If walnut IgE is  $\geq 0.10$  kU/L, then reflex testing is completed for Jug r 1 and Jug r 3.

\*If reflex testing is performed, additional charges/CPT code(s) may apply.

Note: All allergy component reflex panels provide clinical decision support interpretation reporting. Components ordered without reflex panels do not provide clinical decision support interpretation reporting.

# Food Allergy Profiles

## Quantitative Allergen-specific IgE tests performed using the Thermo Fisher ImmunoCAP® method

### 602989 Allergen Profile, Food

**Specimen Requirement:** 2 mL serum (room temperature)

Clam	Milk	Shrimp
Codfish	Peanut (Whole)	Soybean
Corn	Scallop	Walnut
Egg White	Sesame	Wheat

### 648014 Allergen Profile, Food—Basic

**Specimen Requirement:** 1 mL serum (room temperature)

Codfish	Milk	Soybean
Egg White	Peanut (Whole)	Wheat

### 650003 Allergen Profile, Alpha-Gal IgE Panel

**Specimen Requirement:** 0.5 mL serum (room temperature)

Alpha-Gal	Pork	Lamb
Beef		

### 600973 Allergen Profile, Food—Berry

**Specimen Requirement:** 1 mL serum (room temperature)

Blueberry	Raspberry	Strawberry
-----------	-----------	------------

### 600981 Allergen Profile, Food—Citrus

**Specimen Requirement:** 1 mL serum (room temperature)

Grapefruit	Lime	Tangerine
Lemon	Orange	

### 601013 Allergen Profile, Food—Fish

**Specimen Requirement:** 1 mL serum (room temperature)

Codfish	Salmon	Tuna
Halibut	Trout	Walleye Pike
Mackerel		

### 601872 Allergen Profile, Food—Fruit

**Specimen Requirement:** 1 mL serum (room temperature)

Apple	Grape	Pear
Banana	Peach	

### 601633 Allergen Profile, Food—Grain

**Specimen Requirement:** 1 mL serum (room temperature)

Barley	Oat	Rye
Corn	Rice	Wheat

### 600999 Allergen Profile, Food—Legume

**Specimen Requirement:** 1 mL serum (room temperature)

Lentil	Peanut (Whole)	Soybean
--------	----------------	---------

### 602284 Allergen Profile, Food—Meat

**Specimen Requirement:** 1 mL serum (room temperature)

Beef	Chicken	Pork
------	---------	------

### 601856 Allergen Profile, Food—Milk

**Specimen Requirement:** 1 mL serum (room temperature)

$\alpha$ -lactalbumin	Casein	Cheese, Mold Cheese
$\beta$ -lactoglobulin	Cheese, Cheddar Type	Milk

### 671926 Allergen Profile, Food—Nuts

**Specimen Requirement:** 1 mL serum (room temperature)

Almond	Filbert	Pecan Nut
Brazil Nut	Peanut (Whole)	Walnut
Cashew Nut		

### 062695 Allergen Profile, Food—Shellfish

**Specimen Requirement:** 1 mL serum (room temperature)

Clam	Lobster	Scallop
Crab	Oyster	Shrimp

### 600020 Allergen Profile, Food—Spices

**Specimen Requirement:** 1 mL serum (room temperature)

Garlic	Cinnamon	Ginger
Paprika/Sweet Pepper	Vanilla	Black Peppercorn

### 601831 Allergen Profile, Food—Vegetable I

**Specimen Requirement:** 1 mL serum (room temperature)

Broccoli	Celery	Lettuce
Cabbage	Cucumber	Spinach
Cauliflower		

### 601823 Allergen Profile, Food—Vegetable II

**Specimen Requirement:** 1 mL serum (room temperature)

Carrot	Kidney Bean	Pumpkin
Green Bean	Onions	Soybean
Green Pea	Potato, White	Tomato



# Children/Pediatric Component Profiles

## Quantitative Allergen-specific IgE tests performed using the Thermo Fisher ImmunoCAP® method

### Specially Designed Profiles For Young Children

Labcorp offers age specific profiles and respiratory and food component reflex panels to help assess allergen sensitivity in young children. Specific IgE testing can be useful in assessing the potential that an atopic disposition might play in fostering chronic sinusitis, dermatitis and potentially asthma, thereby allowing the clinician to develop an optimal therapeutic approach at an early age.

#### 607144 Allergen Profile, (Pediatric) with Component Reflexes\*

**Specimen Requirement:** 4 mL serum (room temperature)

Food			Mold	Animal/Dust
Almond	Macadamia Nut	Sesame Seed	<i>Alternaria alternata</i>	Cat Dander
Brazil Nut	Milk	Shrimp	<i>Cladosporium herbarum</i>	Cockroach, German
Cashew Nut	Peanut (Whole)	Soybean		<i>D farinae</i>
Codfish	Pecan Nut	Walnut		<i>D pteronyssinus</i>
Egg White	Pistachio	Wheat		Dog Dander
Hazelnut (Filbert)	Scallop			Mouse Urine

If Cat IgE  $\geq 0.35$  kU/L, Fel d 1 IgE, Fel d 2 IgE and Fel d 4 IgE will be performed; if Dog IgE  $\geq 0.35$  kU/L, Can f 1 IgE, Can f 2 IgE, Can f 3 IgE and Can f 5 IgE will be performed; if milk IgE  $\geq 0.35$  kU/L,  $\alpha$ -lactalbumin,  $\beta$ -lactoglobulin, and casein will be performed; if egg white IgE  $\geq 0.35$  kU/L, ovalbumin and ovomucoid will be performed. If brazil nut, cashew nut, hazelnut (filbert), peanut (whole), and/or walnut IgE is  $\geq 0.10$  kU/L, brazil nut: Ber e 1/cashew nut: Ana o 3/hazelnut/filbert: Cor a 1, Cor a 8, Cor a 9, and Cor a 14/peanut (whole): Ara h 1, Ara h 2, Ara h 3, Ara h 6, Ara h 8, and Ara h 9/walnut: Jug r 1 and Jug r 3 will be performed.

#### 604771 Allergen Profile, IgE (Pediatric) with Component Reflexes\*

**Specimen Requirement:** 4 mL serum (room temperature)

Food			Mold	Animal/Dust
Almond	Macadamia Nut	Sesame Seed	<i>Cladosporium herbarum</i>	Cat Dander
Brazil Nut	Milk	Shrimp		Cockroach-German
Cashew Nut	Peanut (Whole)	Soybean		<i>D farinae</i>
Codfish	Pecan Nut	Walnut		<i>D pteronyssinus</i>
Egg White	Pistachio	Wheat		Mouse Urine
Hazelnut (Filbert)	Scallop			

If milk IgE  $\geq 0.35$  kU/L,  $\alpha$ -lactalbumin,  $\beta$ -lactoglobulin, and casein will be performed; if egg white IgE  $\geq 0.35$  kU/L, ovalbumin and ovomucoid will be performed. If brazil nut, cashew nut, hazelnut (filbert), peanut (whole), and/or walnut IgE is  $\geq 0.10$  kU/L, brazil nut: Ber e 1/cashew nut: Ana o 3/hazelnut/filbert: Cor a 1, Cor a 8, Cor a 9, and Cor a 14/peanut (whole): Ara h 1, Ara h 2, Ara h 3, Ara h 6, Ara h 8, and Ara h 9/walnut: Jug r 1 and Jug r 3 will be performed.

#### 603858 Allergen Profile Plus, IgE (Pediatric) with Component Reflexes

**Specimen Requirement:** 3 mL serum (room temperature)

Food		Mold	Animal/Dust
Codfish	Shrimp	<i>Alternaria Alternata</i>	Cat Dander
Egg White	Soybean	<i>Cladosporium Herbarum</i>	Cockroach-German
Milk	Walnut		<i>D farinae</i>
Peanut (Whole)	Wheat		<i>D pteronyssinus</i>

If milk IgE  $\geq 0.35$  kU/L,  $\alpha$ -lactalbumin,  $\beta$ -lactoglobulin, and casein will be added. If egg white IgE  $\geq 0.35$  kU/L, ovalbumin IgE and ovomucoid IgE will be added. If peanut (whole) IgE  $\geq 0.10$  kU/L, Ara h 1, Ara h 2, Ara h 3, Ara h 6, Ara h 8, and Ara h 9 will be added.

#### 671935 Allergen Profile, Pediatric, Birth to Three Years

**Specimen Requirement:** 0.5 mL serum (room temperature)

Food		Animal/Dust
Egg White	Soybean	<i>D Farinae</i>
Milk (Cow)	Wheat	

\*If reflex testing is performed, additional charges/CPT code(s) may apply.

Note: All allergy component reflex panels provide clinical decision support interpretation reporting. Components ordered without reflex panels do not provide clinical decision support interpretation reporting.

# Children/Pediatric Component Profiles (*continued*)

## 671934 Allergen Profile, Pediatric, Three to Six Years

**Specimen Requirement:** 1 mL serum (room temperature)

<b>Food</b> Egg White	<b>Weed</b> Ragweed, Short/Common	<b>Grass</b> Timothy grass	<b>Mold</b> Alternaria Tenuis	<b>Animal/Dust</b> Cat hair (Standardized) <i>D. farinae</i>
--------------------------	--------------------------------------	-------------------------------	----------------------------------	--

## 671932 Allergen Profile, Pediatric, Six Years Plus

**Specimen Requirement:** 1 mL serum (room temperature)

<b>Weed</b> Ragweed, Short/Common	<b>Grass</b> Timothy grass	<b>Mold</b> Alternaria Tenuis	<b>Animal/Dust</b> Cat hair (Standardized) <i>D. farinae</i>
--------------------------------------	-------------------------------	----------------------------------	--

# Animal Allergen Profiles With Reflex Components

**Quantitative allergen-specific IgE tests performed using the ImmunoCAP® method**

## 606650 Allergen Profile, Cat, IgE With Component Reflex

**Specimen Requirement:** 1 mL serum (room temperature)

Cat Dander

If Cat IgE  $\geq 0.35$  kU/L, Fel d 1 IgE, Fel d 2 IgE and Fel d 4 IgE will be added.

## 606659 Allergen Profile, Dog, IgE with Component Reflex

**Specimen Requirement:** 1 mL serum (room temperature)

Dog Dander

If Dog IgE  $\geq 0.35$  kU/L, Can f 1 IgE, Can f 2 IgE, Can f 3 IgE and Can f 5 IgE will be added.

## 606656 Allergen Profile, Horse, IgE with Component Reflex

**Specimen Requirement:** 1 mL serum (room temperature)

Horse Dander

If Horse IgE  $\geq 0.35$  kU/L, Equ c IgE will be added.

## 607021 Allergen Profile, Cat and Dog, With Reflex Components\*

**Specimen Requirement:** 3 mL serum (room temperature)

Cat Dander

Dog Dander

If cat IgE  $\geq 0.35$  kU/L, reflex tests Fel d 1, Fel d 2, and Fel d 4 will be added. If dog IgE  $\geq 0.35$  kU/L, reflex tests Can f 1, Can f 2, Can f 3, and Can f 5 will be added.

## 607016 Allergen Profile, Cat, Dog and Horse, With Reflex Components\*

**Specimen Requirement:** 3 mL serum (room temperature)

Cat Dander

Dog Dander

Horse Dander

If cat IgE  $\geq 0.35$  kU/L, reflex tests Fel d 1, Fel d 2, and Fel d 4 will be added. If dog IgE  $\geq 0.35$  kU/L, reflex tests Can f 1, Can f 2, Can f 3, and Can f 5 will be added. If horse IgE  $\geq 0.35$  kU/L, reflex test Equ c 1 will be added.

\*If reflex testing is performed, additional charges/CPT code(s) may apply.

Note: All allergy component reflex panels provide clinical decision support interpretation reporting. Components ordered without reflex panels do not provide clinical decision support interpretation reporting.

# Insect Allergy Profiles

## Quantitative allergen-specific IgE tests performed using the ImmunoCAP® method

### 606220 Hymenoptera Venom Allergy (HVA) with Components Profile

**Specimen Requirement:** 2 mL serum (room temperature)

Honey Bee	Yellow Jacket	Paper Wasp	Tryptase
-----------	---------------	------------	----------

If any of the following are true, Cross-reactive Carbohydrate Determinant (CCD) IgE is performed: Honey Bee Venom (HBV) IgE  $\geq 0.10$  kU/L and all HBV components negative ( $< 0.10$  kU/L); Yellow Jacket Venom (YJV) IgE  $\geq 0.10$  kU/L and all YJV components negative ( $< 0.10$  kU/L); Paper Wasp Venom (PWV) IgE  $\geq 0.10$  kU/L and PWV component Pol d 5 negative ( $< 0.10$  kU/L)

### 067710 Allergen Profile, Hymenoptera Profile

**Specimen Requirement:** 1 mL serum (room temperature)

Honeybee	Paper Wasp	Hornet, White Face	Hornet, Yellow	Yellow Jacket
----------	------------	--------------------	----------------	---------------

### 671871 Allergen Profile, Hymenoptera Profile 2

**Specimen Requirement:** 1 mL serum (room temperature)

Bumblebee Honeybee	Paper Wasp	Hornet, White Face	Hornet, Yellow	Yellow Jacket
-----------------------	------------	--------------------	----------------	---------------



\*If reflex testing is performed, additional charges/CPT code(s) may apply.

Note: All allergy component reflex panels provide clinical decision support interpretation reporting. Components ordered without reflex panels do not provide clinical decision support interpretation reporting.

# Hypersensitivity Pneumonitis and Mold Profiles

## Quantitative allergen-specific IgE tests performed using the ImmunoCAP® method

Tests for precipitating IgG antibodies to individual allergens performed using the Double diffusion (Ouchterlony) method

### 660670 Hypersensitivity Pneumonitis Profile

**Method:** Double diffusion (Ouchterlony)

**Specimen Requirement:** 1 mL serum (room temperature)

*Aspergillus fumigatus* Precipitating Antibodies, IgG; *Aureobasidium pullulans* Precipitating Antibodies, IgG; *Micopolyspora faeni* Precipitating Antibodies, IgG; Pigeon Serum Precipitating Antibodies, IgG; *Thermoactinomyces sacchari* Precipitating Antibodies, IgG; *Thermoactinomyces vulgaris* Precipitating Antibodies, IgG

### 607550 *Aspergillus fumigatus* Antibody, IgG

**Specimen Requirement:** 0.5 mL serum (room temperature)

*Aspergillus fumigatus*

### 606846 *Aspergillus* Precipitating Antibodies, IgG

**Specimen Requirement:** 0.3 mL serum (room temperature)

*Aspergillus fumigatus*, *Aspergillus flavus*, *Aspergillus glaucus*, *Aspergillus niger*, *Aspergillus nidulans*, and *Aspergillus terreus*

### 607660 Allergic Bronchopulmonary Aspergillosis (ABPA) Profile I

**Specimen Requirement:** 2 mL serum (room temperature)

*Aspergillus fumigatus* Antibody, IgE; *Aspergillus fumigatus* Antibody, IgG

### 607635 Allergic Bronchopulmonary Aspergillosis (ABPA) Profile II

**Specimen Requirement:** 2 mL serum (room temperature)

*Aspergillus fumigatus* Antibody, IgE; *Aspergillus fumigatus* Antibody, IgG; Complete Blood Count (CBC) With Differential



# Individual Allergen Listing–by Allergen Group

## Quantitative Allergen-specific IgE tests performed using the Thermo Fisher ImmunoCAP® method

**Specimen Requirement:** 0.2 mL serum (room temperature) per each allergen

Allergen	Test No.
<b>Animals</b>	
Budgerigar Droppings	602694
Budgerigar Feathers	602695
Canary Feathers	602709
Cat Dander	602454
Chicken Feathers	602703
Cow Dander	602685
Dog Dander	602456
Duck Feathers	602704
Feathers, Finch	602711
Gerbil Epithelium	602710
Goat Epithelia	602697
Goose Feathers	602688
Guinea Pig Epithelium	602686
Hamster Epithelium	602702
Horse Dander	602684
Mouse Epithelium	602994
Mouse Serum	602693
Mouse Urine	602689
Pigeon Feathers	602712
Rabbit Epithelia	602700
Rat Epithelia	602690
Rat Epithelia/Protein	602705
Rat Serum	602692
Rat Urine	602691
Sheep Epithelia	602699
Swine Epithelia	602701
Turkey Feathers	602708
<b>Bacteria</b>	
<i>Staph enterotoxin A</i>	602675
<b>Drugs</b>	
Cefaclor	602653
Human Insulin	602652
Penicilloyl G	602646
Penicilloyl V	602647
Suxamethonium	602654

Allergen	Test No.
<b>Foods</b>	
Acacia Gum	602851
Almond	602479
Alpha-Gal IgE	650001
α-lactalbumin	602731
Anchovy	602837
Aniseed	602811
Apple	602724
Apricot	602795
Asparagus	602804
Avocado	602745
Banana	602742
Barley	602504
Basil	602809
Bayleaf (Laurel)	602816
Beef	602509
β-lactoglobulin	602505
Bing Cherry	602796
Black Peppercorn	602818
Blackberry	602772
Blueberry	602825
Boiled Milk	602790
Brazil Nut	602477
Broccoli	602803
Brussel Sprouts	602778
Buckwheat	602715
Cabbage	602777
Caraway	602807
Carmine Red Dye	604506
Carob Bean	602829
Carrot	602521
Casein	602554
Cashew Nut	602461
Catfish	602845
Cauliflower	602827
Celery	602735

Allergen	Test No.
Cheese, Cheddar Type	602732
Cheese, Mold Type	602733
Chick Pea	602835
Chicken	602500
Chili Pepper	602817
Chocolate/Cacao	602492
Cinnamon	602781
Clam	602529
Cloves	602808
Coconut	602512
Codfish	602465
Coffee	602782
Coriander/Cilantro	603947
Corn	602460
Cottonseed	602747
Crab	602493
Cranberry	602764
Crayfish Freshwater	602840
Cucumber	602798
Curry Powder	602819
Date	602826
Dill	602815
Egg (Yolk)	602487
Egg White	602452
Egg, Whole	602528
Eggplant	602806
Fig	603935
Flounder	602759
Garlic	602519
Gelatin	602843
Ginger	602810
Gluten	602497
Goat's Milk	602526
Grape	602802
Grapefruit	602769
Green Bean	602838

Allergen	Test No.
Green Peppercorn	602760
Green Pea	602517
Haddock	602720
Hake	602833
Halibut	602831
Hazelnut (Filbert)	602483
Herring	602767
Hop (Food)	602841
Kidney Bean	602824
Kiwi Fruit	602734
Lamb	602738
Lemon	602768
Lentil	602794
Lettuce	602776
Lima Bean	602765
Lime	602832
Linseed	605610
Lobster	602495
Macadamia Nut	602568
Mackerel	602725
Malt	602740
Mango	602741
Melon	602737
Milk	602453
Millet	602727
Mint	604518
Mushroom	602773
Mussel	602719
Mustard	602739
Nutmeg	602820
Oat	602553
Olive, Black	602756
Onion	602723
Orange	602472
Oregano	602822
Ovalbumin	602791
Ovomucoid	602792
Oyster	602514
Papaya Food	602828
Paprika/Sweet Pepper	602779
Parsley	602736

Allergen	Test No.
Peach	602744
Peanut (Whole)	602451
Pear	602743
Pecan Nut	602470
Pine Nut, Pignoles	602550
Pineapple	602770
Pistachio Nut	602486
Plum	602800
Poppy Seed	602785
Pork	602498
Potato, White	602499
Pumpkin	602786
Rabbit Meat	602774
Raspberry	602717
Red Beet	602757
Red Snapper	602857
Rice	602511
Rye	602522
Salmon	602507
Sardine	602834
Scallop	602478
Sesame Seed	602485
Shrimp	602473
Sole	602754
Soybean	602457
Spinach	602775
Squid	602801
Strawberry	602513
Sunflower Seed	602766
Sweet Chestnut	602538
Sweet Potato	602726
Swordfish	602787
Tangerine	602830
Tea	602783
Thyme	602812
Tilapia	602539
Tomato	602468
Trout	602523
Tuna	602510
Turkey	602823
Vanilla	602793

Allergen	Test No.
Walleye Pike	602728
Walnut	602530
Watermelon	602718
Wheat	602459
Whey	602501
White Bean	602525
Whitefish	602858
Yeast	602567
<b>Grasses</b>	
Bahia Grass	602534
Barley Grass	602881
Bermuda Grass	602464
Bluegrass, Kentucky	602496
Brome, Smooth	602871
Canary, Reed Grass	602880
Corn, Cultivated	602882
Fescue, Meadow	602549
Foxtail, Meadow	602876
Johnson Grass	602503
Oat, Cultivated	602874
Orchard Grass	602867
Red Top, Bentgrass	602869
Reed, Common	602868
Rye Grass	602872
Rye Grass, Perennial	602543
Rye Grass, Wild	603930
Sweet Vernal	602866
Timothy Grass	602506
Velvet Grass	602873
Wheat, Cultivated	602875
<b>Insects - Body</b>	
Cockroach, American	602481
Cockroach, German	602488
Fire Ant (Invicta)	602893
Horsefly	602898
Midge	602895
Moth	602892
Whole Body: Mosquito	602894
<b>Insects - Venom</b>	
Bumblebee	602897
Honeybee	602886

Allergen	Test No.
Hornet, White Face	602887
Hornet, Yellow	602891
Paper Wasp	602890
Yellow Jacket	602889
<b>Mites</b>	
Acarus Mite	602677
<i>Blomia tropicalis</i>	602621
<i>D farinae</i>	602475
<i>D microceras</i>	604786
<i>D pteronyssinus</i>	602467
<i>Euroglyphus maynei</i>	602682
Glycyphagus	602681
Lepidoglyph	602678
Tyrophagus	602679
<b>Mold</b>	
<i>Acremonium kiliense</i>	602558
<i>Alternaria alternata</i> ( <i>Alternaria tenuis</i> )	602455
<i>Aspergillus fumigatus</i>	602471
<i>Aspergillus niger</i>	602916
<i>Aureobasidium pullulans</i>	602900
<i>Bipolaris</i>	602909
<i>Botrytis cinerea</i>	602556
<i>Candida albicans</i>	602548
<i>Chaetomium globosum</i>	602917
<i>Cladosporium herbarum</i>	602462
<i>Curvularia lunata</i>	602901
<i>Epicoecum purpurascens</i>	602559
<i>Fusarium proliferatum</i>	602560
<i>Mucor racemosus</i>	602562
<i>Penicillium chrysogenum</i> ( <i>Penicillium notatum</i> )	602502
<i>Phoma betae</i>	602552
<i>Rhizopus nigricans</i>	602555
<i>Setomelanomma rostrata</i>	602561
<i>Stachybotrys atra</i>	602918
<i>Stemphylium herbarum</i>	602899
<i>Trichoderma viridae</i>	602566
<i>Trichophyton rubrum</i>	602564
<b>Occupational Chemicals</b>	
α-Amylase	602671
Cotton Lint	602673
Ethylene Oxide	602666

Allergen	Test No.
Ficus	602963
Formaldehyde	602668
Isocyanate HDI	602665
Isocyanate MDI	602663
Isocyanate TDI	602662
Ispaghula	602660
Latex	602669
Ox-eye Daisy	602967
Phthalic anhydride	602667
Seminal fluid	602674
Sunflower Seed	602766
<b>Parasites</b>	
Ascaris	602923
<b>Severe Systemic Reactions</b>	
Tryptase	004280
<b>Smuts</b>	
Tilletia Tritici	602915
<b>Trees</b>	
Alder, Grey	602545
Ash, White	602927
Bayberry/Sweet Gale	602959
Beech (American)	602926
Birch, Common Silver	602936
Cedar, Mountain	602491
Cedar, Red	605616
Cottonwood	602518
Cypress, Bald	603194
Cypress, Italian	602934
Elm, American	602476
Elm, Cedar	604519
Eucalyptus	602930
Fir, Douglas	602952
Hackberry	602943
Hazelnut Tree	602925
Hickory, White	602941
Hop-Hornsbeam	602955
Japanese Cedar	602929
Lime Tree/Linden	602954
Maple/Box Elder	602489
Melaleuca	602933
Mesquite	602932

Allergen	Test No.
Mimosa/Acacia	602931
Mulberry, White	602569
Oak, Live/Virginia	602535
Oak, White	602480
Olive Tree	602527
Palm, Queen	602949
Pecan, Hickory	602533
Pepper Tree	605621
Pine, White	602928
Privet, Common	602956
Spruce	602950
Sweet Gum	602957
Sycamore, Maple Leaf	602948
Walnut	602494
Willow	602937
<b>Weeds</b>	
Alfalfa	602975
Careless Weed	602977
Cocklebur	602970
Dandelion	602968
Dockweed, Yellow	602974
Fennel, Dog	602976
Goldenrod	602969
Kochia	602972
Lamb's Quarters	602537
Lenscale	602971
Mugwort	602531
Nettle	602973
Oxeye Daisy	602967
Pigweed, Common	602484
Plantain, English	602536
Ragweed, False	602965
Ragweed, Giant	602964
Ragweed, Short	602463
Ragweed, Western	602544
Rough Marshelder	602570
Sheep Sorrel	602542
Sunflower Pollen	602978
Thistle, Russian	602515
Wall Pellitory	602626
Wormwood	602966

## References

1. Park K, Lee J, Sim D, Lee S. Comparison of Singleplex Specific IgE Detection Immunoassays: ImmunoCAP Phadia 250 and Immulite 2000 3gAllergy. *Annals of Laboratory Medicine*. 2018;38(1):23.
2. Kwong K, Eghrari-Sabet J, Mendoza G, Platts-Mills T, Horn R. The benefits of specific immunoglobulin E testing in the primary care setting. *AJMC*. 2011;17(17):445-459.
3. Yawn B, et al. The Allergy and Asthma Task Force Recommendations. *Journal of Clinical Outcomes Management; The Journal of Family Practice; Pediatric News*, 2019.
4. Nordlund B, Konradsen JR, Kull I, et al. IgE antibodies to animal-derived lipocalin, kallikrein and secretoglobin are markers of bronchial inflammation in severe childhood asthma. *Allergy*. 2012;66:1-669.
5. Davila I, Dominguez-Ortega J, Navarro-Pulido A, et al. Consensus document on dog and cat allergy. *Allergy*. 2018; 1-17.
6. Patelis A, Gunnbjornsdottir M, Alving K, et al. Allergen extract vs. component sensitization and airway inflammation, responsiveness and new-onset respiratory disease. *Clinical and Experimental Allergy*. 2015;46: 730-740.
7. Bradshaw N. A Clinical Reference Guide to Molecular Allergy. *Go Molecular! Molecular Allergy—The Basics*. Thermo Fisher Scientific; 2014.

Visit the online test menu at **Labcorp.com** for additional test options and full test information, including CPT codes and specimen collection instructions.

