

COVID-19 Test Home Collection Kit



1 Read through the instructions completely before collecting the sample. To see an instructional video or report a missing item in the kit, visit [Labcorp.com/HomeKit](https://www.labcorp.com/HomeKit).

Las instrucciones en español están disponibles en línea en [Labcorp.com/HomeKit](https://www.labcorp.com/HomeKit).

Instructions for parents or guardians collecting a sample for a child ages 2-13.

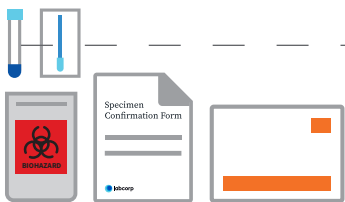
If you are under 18, ask your parent or guardian for help with these instructions.



2 The sample must be shipped Monday through Friday and on the same day that you collect it. Do **not** collect the sample until you or your parent or guardian confirm pickup times of the drop box or have confirmed your scheduled pickup.

If you are under 18, please ask your parent or guardian to assist with scheduling a pickup or confirming drop box locations and pickup times.

Visit <https://bit.ly/fedexdropbox> to view FedEx drop box locations and pickup schedules. For more information, refer to the back of this instruction card.



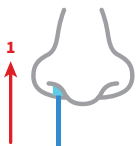
3 Open the kit and place all the contents on a clean, dry surface.



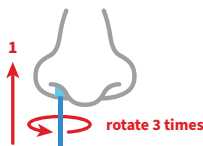
4 Wash and dry hands. Take the swab out of its package. Do **not** touch the tip of the swab with your hands.



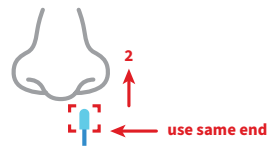
5 Unscrew the top of the tube. Hold swab in one hand and tube in the other, being careful not to spill the liquid. Do **not** drink the liquid.



6 Insert the tip of the swab into one nostril. Insert just until the tip of the swab is no longer visible.

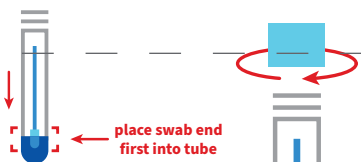


7 Rotate in a circle around the entire inside edge of the nostril at least 3 times.



8 Take the swab out of the nostril. Using the same end of the swab, repeat steps 6 and 7 in the other nostril.

When collecting a sample for a child, be careful not to insert the swab too far into the nostril.



9 Remove the swab from the second nostril and place in the tube. The end of the swab that went into the nose should be placed into the tube first so that it sits down in the liquid. Screw the top of the tube back on.



10 Wash and dry hands thoroughly again. Insert tube into the biohazard specimen bag. Seal the biohazard specimen bag. Fold the specimen bag in half.



11 Fill out the Specimen Confirmation Form. Provide the date and time of collection in the Patient Section.

seal bag and place back into kit box, then place into FedEx Pak



12 Place the specimen bag and Specimen Confirmation Form into the white shipping box and close the lid. Place the shipping box into the FedEx return pack. Remove the adhesive cover strip and seal the FedEx return pack closed.



13 Return the postage-paid, pre-addressed FedEx return pack to Labcorp. You can deliver it to a FedEx drop box or schedule a pickup. It's important to ship the specimen Monday through Friday and on the same day you collect it.



14 Results available in the Labcorp Patient™ portal 1 to 2 days after the specimen arrives at the lab. Visit patient.labcorp.com to set up or access your account. Results also delivered to the ordering healthcare provider. To view a dependent or child's results, add them to your account.

Let's get started.

Las instrucciones en español están disponibles en línea en www.labcorp.com/HomeKit.

If you are a parent or guardian collecting a sample for a child ages 2–13, please read instructions carefully and follow directions step by step.

If you are under 18 years old, please ask your parent or guardian to review the instructions and provide assistance with scheduling a FedEx pickup or confirming FedEx drop box locations and pickup times.

Kit includes:



1 Saline collection tube

Avoid contact with eyes
Keep out of reach of children



1 Swab pack



1 Specimen confirmation form



1 Biohazard specimen bag with absorbent material



Box that kit was originally shipped in



FedEx Return pack UN 3373



COVID-19 Test Home Collection Kit

IVD

Manufactured by Labcorp
531 South Spring Street
Burlington, NC 27215

Intended use: to collect a nasal swab for purpose of in vitro diagnostic testing. The Labcorp COVID-19 Test Home Collection Kit is intended for use with individual anterior nasal swab specimens from individuals age 18 years and older (self-collected), 14 years and older (self-collected under adult supervision), or 2 years and older (collected with adult assistance), including for use by such individuals without symptoms or other reasons to suspect COVID-19.

This product has been cleared by FDA only for the detection of nucleic acid from SARS-CoV-2, not for any other viruses or pathogens.

Storage Instructions:

- Store in a dry place between 36°F – 86°F (2°C – 30°C).
- Do not freeze. Protect from sunlight.
- Keep out of reach of children.
- Do not use after the expiration date printed on the package.

Single use only.

©2023 Laboratory Corporation of America® Holdings All rights reserved. DX_IFU2_351802-0323-1

Ship the Specimen to Labcorp via FedEx

The specimen must be shipped Monday through Friday on the same day that you collect it.

You have 2 options for shipping the sample.

FedEx Drop Box

It's important to bring your specimen to a drop box on the same day you collect it before the last Express pickup.

Deliver your specimen to a drop box Monday through Friday.

Do not take it to a FedEx office.

Do not place kit in drop box on Saturday or Sunday.

Schedule a FedEx Pickup

Schedule your FedEx pickup for a weekday (Monday through Friday).

Call FedEx at **800-463-3339** and answer some questions.

FedEx: "What are you calling about?" **You:** "FedEx Express® return pickup"

FedEx: "...a pickup request for a return. To arrange a pickup for today or tomorrow, depending on availability, say "pickup." **You:** "Pickup"

FedEx: "Is the word "stamp" written anywhere on your return label?" **You:** "No"

FedEx: "What is the tracking number?" **You:** Provide the tracking number (TRK#) from the return label

FedEx: "What kind of return are you calling about?" **You:** "FedEx Express"

Provide additional information as requested. You may be asked for the pickup location address, number of packages to be picked up, day and time window for the pickup, or if your shipment is currently ready.

Note the confirmation pickup number provided. If you are asked for a credit card or account number, state that this is a FedEx Express return pickup and provide the tracking number (TRK#) from the return label.

Do not collect your specimen until you confirm pickup times of the drop box or have confirmed your scheduled pickup.

Visit <https://bit.ly/fedexdropbox> to view FedEx drop box locations and pickup schedules.