

# Nasopharyngeal Wash specimen collection for COVID-19 testing

There are a number of means to collect a Nasopharyngeal Wash depending on the equipment you have available.

1

- Have the patient sit in a comfortable position with the head tilted slightly backward.
- Advise the patient to help keep the pharynx closed by saying “K” while the washing fluid (usually physiological saline) is applied into the nostril.

2




Instill approximately 1-2.5 mL of physiological saline into one nostril using a rubber bulb, syringe with tubing, or transfer pipette.

3



Tilt the patients head forward and allow the fluid to collect into a screw cap sputum collection cup or sterile dry container.

4



Repeat for the other nostril and collect fluid into the same container as the first nostril wash.

5



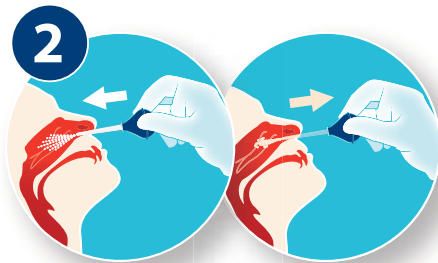
- Secure container, label and place into a biohazard specimen bag.
- Freeze specimen and keep frozen.
- Submit sample on one requisition with test code 139900 – COVID-19. Patient’s name, complete address and phone number must be included.

# Nasopharyngeal Aspirate specimen collection for COVID-19 testing

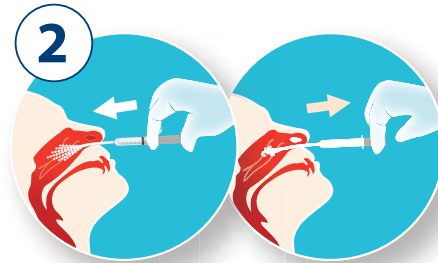
There are a number of means to collect a Nasopharyngeal Aspirate depending on the equipment you have available.

- 1
  - Have the patient sit in a comfortable position with the head tilted slightly backward.
  - Advise the patient to help keep the pharynx closed by saying "K" while the washing fluid (usually physiological saline) is applied into the nostril.

## If using suction bulb



Instill approximately 1-2.5 mL of physiological saline into one nostril using one squeeze of the rubber bulb. Immediately release bulb to collect nasopharyngeal secretion.




Instill approximately 1 – 2.5 of physiological saline into one nostril using a syringe with tubing. Immediately aspirate to collect the nasopharyngeal secretion.



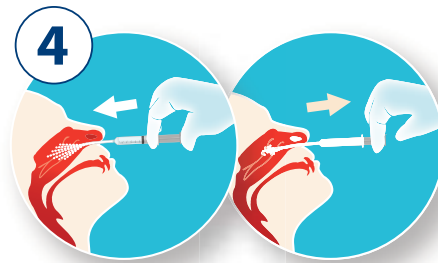
Collect fluid in a screw cap sputum collection cup or sterile dry container.



Collect fluid in a screw cap sputum collection cup or sterile dry container.



Repeat for the other nostril and collect fluid into the same container as the first nostril aspirate.



Repeat for the other nostril and collect fluid into the same container as the first nostril aspirate.



- 5
  - Secure container, label and place into a biohazard specimen bag.
  - Freeze specimen and keep frozen.
  - Submit sample on one requisition with test code 139900 – COVID-19. Patient's name, complete address and phone number must be included.



[www.LabCorp.com](http://www.LabCorp.com)

March 18, 2020